

PROJECT NAME

PARKLANDS RESERVE

ADDRESS

Queenspark Drive, Parklands, Christchurch

CLIENT

Christchurch City Council

Community Park Tree Planting Study

Issued date

1/03/2023



SHEET NO.	SHEET TITLE	SHEET SUBTITLE
P 00	PARKLANDS RESERVE	Community Park Tree Planting Study
P 01	PARKLANDS RESERVE	Existing Planting
P 02	PARKLANDS RESERVE	Tree Planting Zones
P 03	PARKLANDS RESERVE	Lot Boundary Cross Sections
P 04	PARKLANDS RESERVE	Shade Study - Winter Solstice - 8 am
P 05	PARKLANDS RESERVE	Shade Study - Winter Solstice - 10 am
P 06	PARKLANDS RESERVE	Shade Study - Winter Solstice - 12 noon
P 07	PARKLANDS RESERVE	Shade Study - Winter Solstice - 2 pm
P 08	PARKLANDS RESERVE	Shade Study - Winter Solstice - 4 pm
P 09	PARKLANDS RESERVE	Shade Study - Winter Solstice - 6 pm
P 10	PARKLANDS RESERVE	Indicative Tree Planting Plan
P 11	PARKLANDS RESERVE	Tree Planting Guidelines



PREPARED BY



Te Uruti Building, 48 Hereford St, PO Box 2833, Christchurch 8140
Mountaineer Building, 32 Rees St, Queenstown 9300

T. 03 366 8181 E. admin@kamommarsh.co.nz W. kamommarsh.co.nz

REFERENCE NO.

5323



PARKLANDS RESERVE

Community Park Tree Planting

ADDRESS
Queenspark Drive, Parklands,
Christchurch

CLIENT
Christchurch City Council

PARKLANDS RESERVE
Existing Planting

LEGEND

Existing Tree/
Vegetation

Sports field/ Court

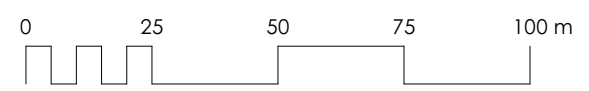
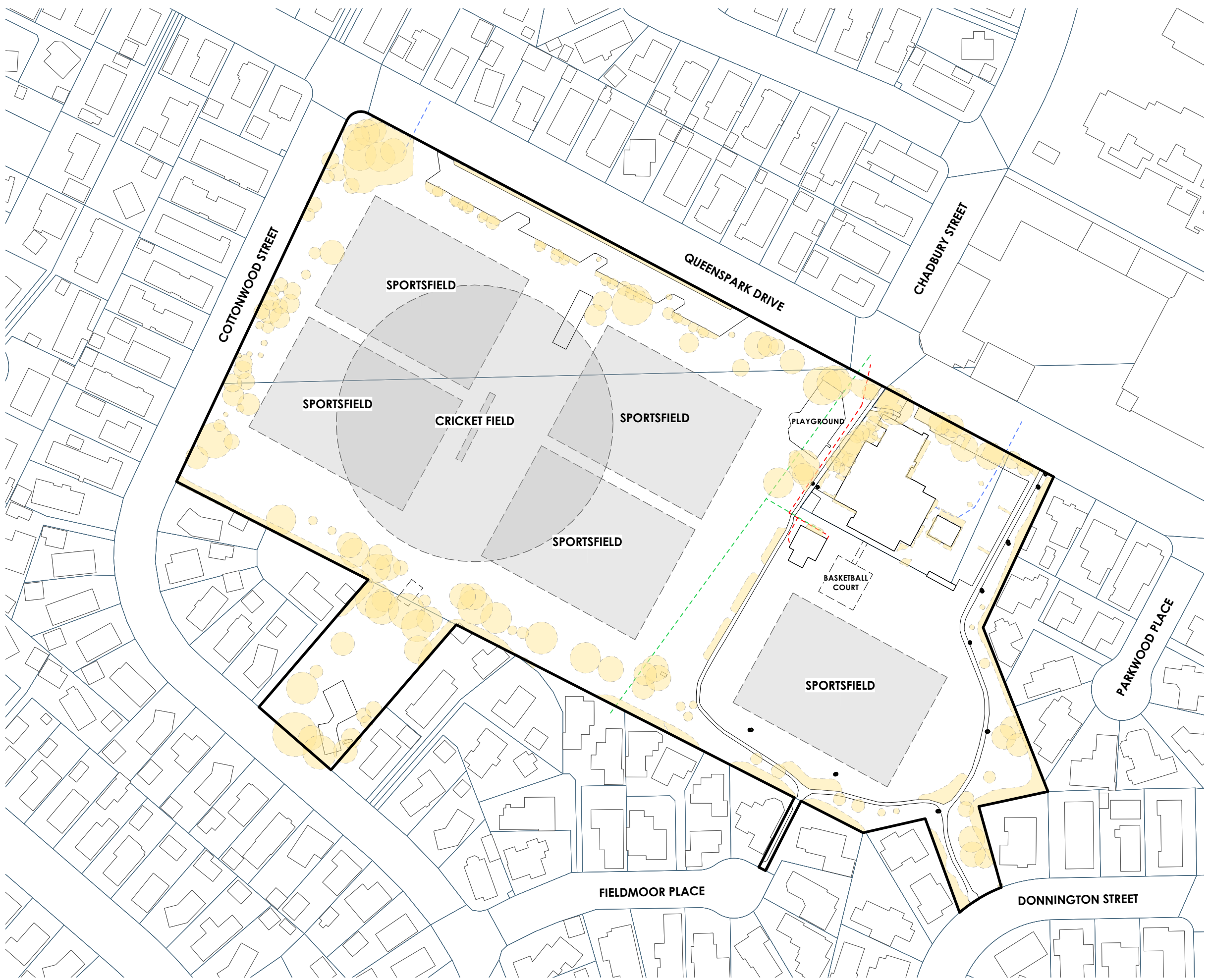
Existing Services

Stormwater

Water supply

Wastewater

Light



REV	DATE	BY	ISSUE
D	01.03.23	JG	PRELIMINARY
C	16.01.23	JG	PRELIMINARY
B	29.11.22	JG	PRELIMINARY
A	23.11.22	TS	PRELIMINARY



Te Uruli Building, 48 Hereford St, PO Box 2833, Christchurch 8140
Mountaineer Building, 32 Rees St, Queenstown 9300

T. 03 3668 181
E. admin@kamommarsh.co.nz
W. kamommarsh.co.nz

Design TS Date 1/03/2023
Drawn TS/JG Scale 1:1500 @ A3
Check TS

REF. NO. 5323 PAGE P 01
REVISION D



PARKLANDS RESERVE

Community Park Tree Planting

ADDRESS
Queenspark Drive, Parklands,
Christchurch

CLIENT
Christchurch City Council

PARKLANDS RESERVE
Tree Planting Zones

LEGEND

- Existing Tree/
Vegetation
- Sports field/ Court

- Existing Services
- Stormwater
 - Water supply
 - Wastewater
 - Light

- Potential Tree Planting Areas
- 5m - 10m
Trees Height Zone
 - 10m - 20m
Trees Height Zone
 - 20m+
Trees Height Zone



REV	DATE	BY	ISSUE
D	01.03.23	JG	PRELIMINARY
C	16.01.23	JG	PRELIMINARY
B	29.11.22	JG	PRELIMINARY
A	23.11.22	TS	PRELIMINARY

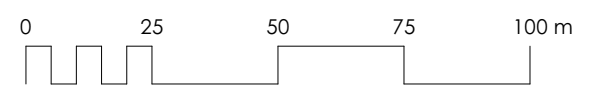


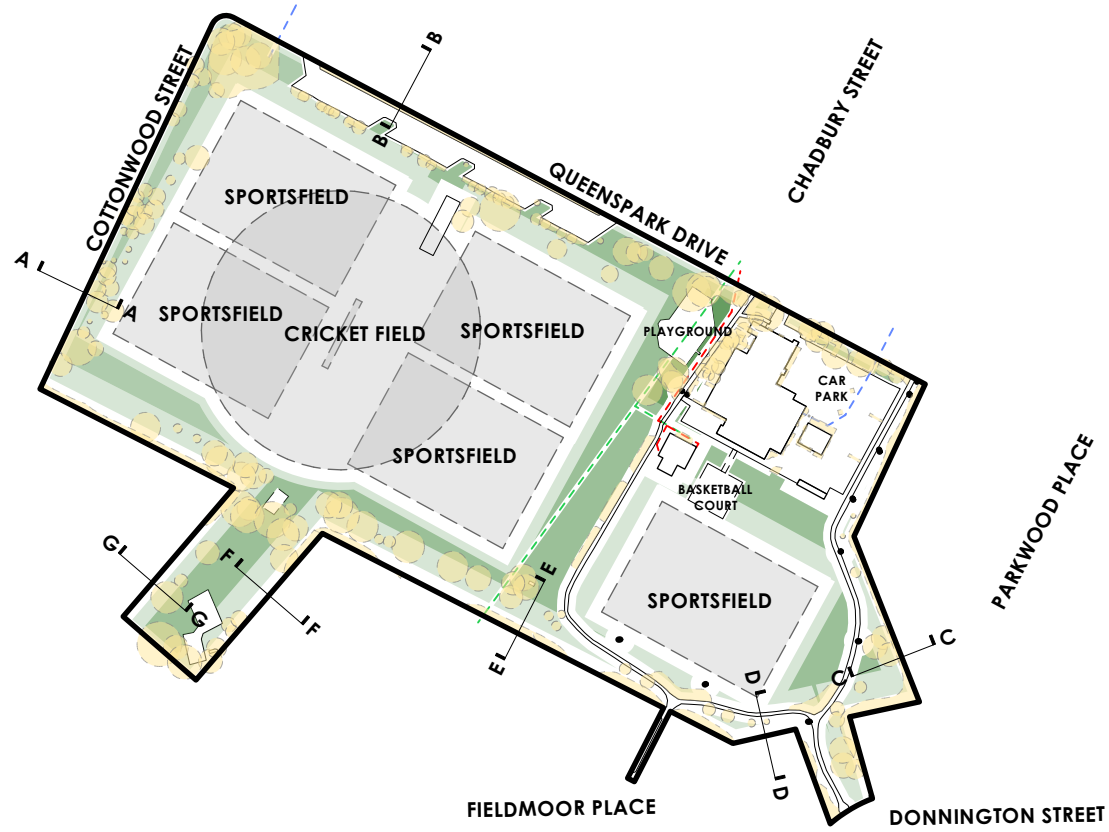
Te Uruli Building, 48 Hereford St, PO Box 2833, Christchurch 8140
Mountaineer Building, 32 Rees St, Queenstown 9300

T. 03 3668 181
E. admin@kamommarsh.co.nz
W. kamommarsh.co.nz

Design TS Date 1/03/2023
Drawn TS/JG Scale 1:1500 @ A3
Check TS

REF. NO. 5323 PAGE P 02
REVISION D





PARKLANDS RESERVE

Community Park Tree Planting

ADDRESS
Queenspark Drive, Parklands,
Christchurch

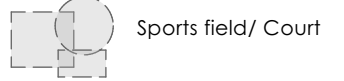
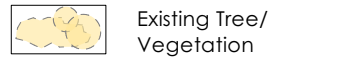
CLIENT
Christchurch City Council

PARKLANDS RESERVE

Tree Planting Zones

Lot Boundary Cross Sections

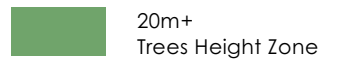
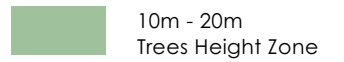
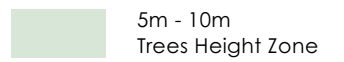
LEGEND



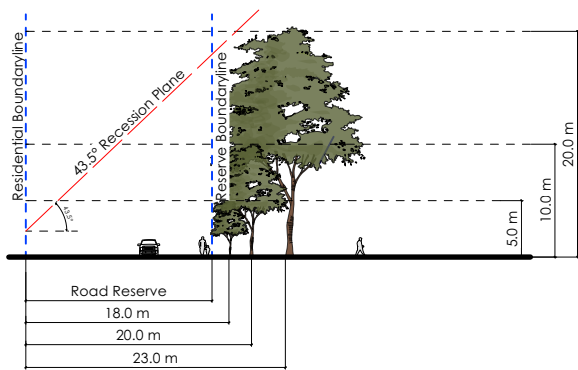
Existing Services



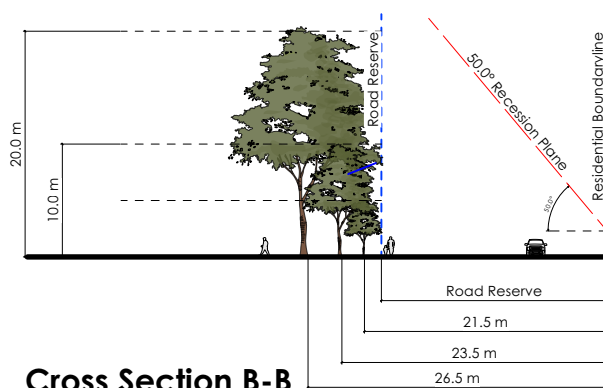
Potential Tree Planting Areas



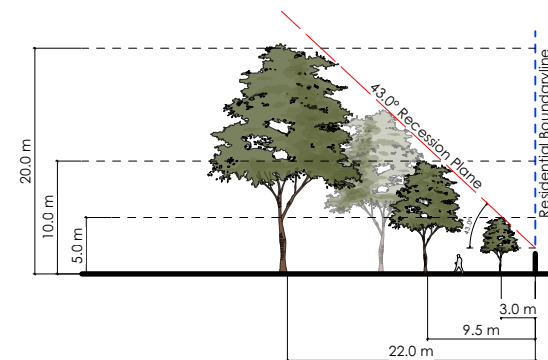
INDICATIVE CROSS SECTION THROUGH THE BOUNDARIES



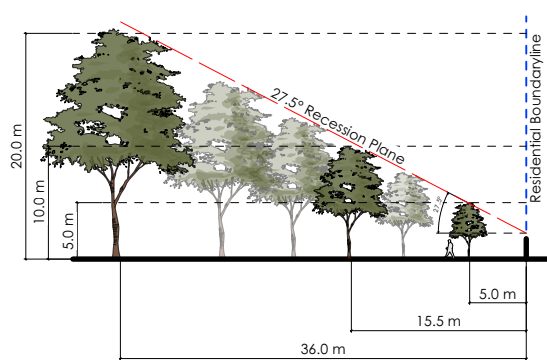
Cross Section A-A



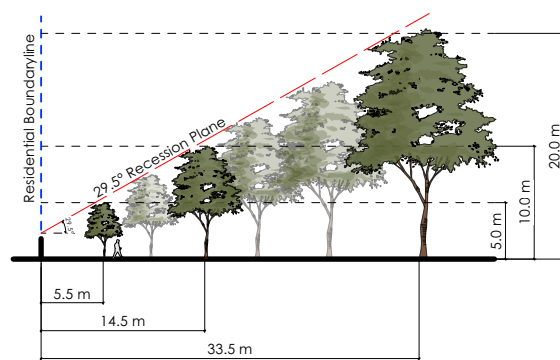
Cross Section B-B



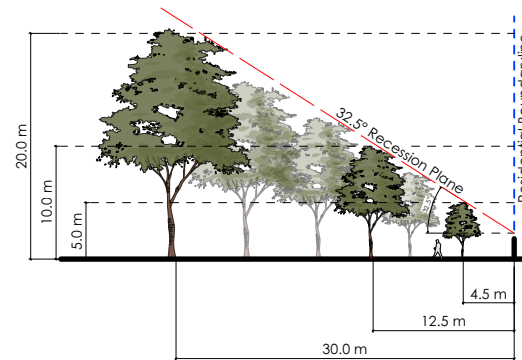
Cross Section C-C



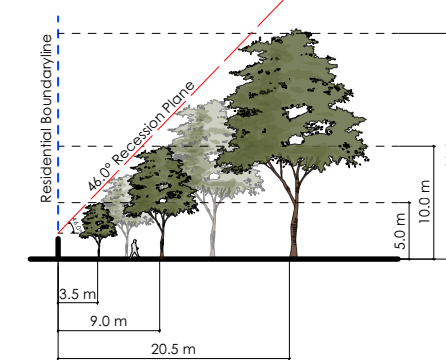
Cross Section D-D



Cross Section E-E



Cross Section F-F



Cross Section G-G

REV	DATE	BY	ISSUE
D	01.03.23	JG	PRELIMINARY
C	16.01.23	JG	PRELIMINARY
B	29.11.22	JG	PRELIMINARY
A	23.11.22	TS	PRELIMINARY



Te Uruli Building, 48 Hereford St, PO Box 2833, Christchurch 8140
Mountaineer Building, 32 Rees St, Queenstown 9300

T. 03 3668 181
E. admin@kamommarsh.co.nz
W. kamommarsh.co.nz

Design TS Date 1/03/2023
Drawn TS/JG Scale Not to scale
Check TS

REF. NO. 5323 PAGE REVISION P 03 D

Winter Solstice

Date: 22nd June



PARKLANDS RESERVE

Community Park Tree Planting

ADDRESS
Queenspark Drive, Parklands,
Christchurch

CLIENT
Christchurch City Council

PARKLANDS RESERVE
Shade Study - Winter Solstice

8AM

Note:
Trees in the model are shown
at 5m, 10m, and 20m height

8AM



REV	DATE	BY	ISSUE
D	01.03.23	JG	PRELIMINARY
C	16.01.23	JG	PRELIMINARY
B	29.11.22	JG	PRELIMINARY
A	23.11.22	TS	PRELIMINARY



Te Uruli Building, 48 Hereford St, PO Box 2833, Christchurch 8140
Mountaineer Building, 32 Rees St, Queenstown 9300

T. 03 3668 181
E. admin@kamomash.co.nz
W. kamomash.co.nz

Design TS Date 1/03/2023
Drawn TS/JG Scale Not to Scale
Check TS

REF. NO. 5323 PAGE P 04
REVISION D

Winter Solstice

Date: 22nd June



PARKLANDS RESERVE

Community Park Tree Planting

ADDRESS
Queenspark Drive, Parklands,
Christchurch

CLIENT
Christchurch City Council

PARKLANDS RESERVE
Shade Study - Winter Solstice

10AM

Note:
Trees in the model are shown
at 5m, 10m, and 20m height

10AM



REV	DATE	BY	ISSUE
D	01.03.23	JG	PRELIMINARY
C	16.01.23	JG	PRELIMINARY
B	29.11.22	JG	PRELIMINARY
A	23.11.22	TS	PRELIMINARY



Te Uruli Building, 48 Hereford St, PO Box 2833, Christchurch 8140
Mountaineer Building, 32 Rees St, Queenstown 9300

T. 03 3668 181
E. admin@kamommarsh.co.nz
W. kamommarsh.co.nz

Design TS Date 1/03/2023
Drawn TS/JG Scale Not to Scale
Check TS

REF. NO. 5323 PAGE P 05
REVISION D

Winter Solstice

Date: 22nd June



PARKLANDS RESERVE

Community Park Tree Planting

ADDRESS
Queenspark Drive, Parklands,
Christchurch

CLIENT
Christchurch City Council

PARKLANDS RESERVE
Shade Study - Winter Solstice

12NOON

Note:
Trees in the model are shown
at 5m, 10m, and 20m height

12 NOON



REV	DATE	BY	ISSUE
D	01.03.23	JG	PRELIMINARY
C	16.01.23	JG	PRELIMINARY
B	29.11.22	JG	PRELIMINARY
A	23.11.22	TS	PRELIMINARY



Te Uruli Building, 48 Hereford St, PO Box 2833, Christchurch 8140
Mountaineer Building, 32 Rees St, Queenstown 9300

T. 03 3668 181
E. admin@kamommarsh.co.nz
W. kamommarsh.co.nz

Design TS Date 1/03/2023
Drawn TS/JG Scale Not to Scale
Check TS

REF. NO. 5323 PAGE P 06
REVISION D

Winter Solstice

Date: 22nd June



PARKLANDS RESERVE

Community Park Tree Planting

ADDRESS
Queenspark Drive, Parklands,
Christchurch

CLIENT
Christchurch City Council

PARKLANDS RESERVE
Shade Study - Winter Solstice

2PM

Note:
Trees in the model are shown
at 5m, 10m, and 20m height

2PM



REV	DATE	BY	ISSUE
D	01.03.23	JG	PRELIMINARY
C	16.01.23	JG	PRELIMINARY
B	29.11.22	JG	PRELIMINARY
A	23.11.22	TS	PRELIMINARY



Te Uruli Building, 48 Hereford St, PO Box 2833, Christchurch 8140
Mountaineer Building, 32 Rees St, Queenstown 9300

T. 03 3668 181
E. admin@kamommarsh.co.nz
W. kamommarsh.co.nz

Design TS
Drawn TS/JG
Check TS

Date 1/03/2023
Scale Not to Scale

REF. NO. 5323
PAGE REVISION P 07
D

Winter Solstice

Date: 22nd June



PARKLANDS RESERVE

Community Park Tree Planting

ADDRESS
Queenspark Drive, Parklands,
Christchurch

CLIENT
Christchurch City Council

PARKLANDS RESERVE
Shade Study - Winter Solstice

4PM

Note:
Trees in the model are shown
at 5m, 10m, and 20m height

4PM



REV	DATE	BY	ISSUE
D	01.03.23	JG	PRELIMINARY
C	16.01.23	JG	PRELIMINARY
B	29.11.22	JG	PRELIMINARY
A	23.11.22	TS	PRELIMINARY



Te Ururu Building, 48 Hereford St, PO Box 2833, Christchurch 8140
Mountaineer Building, 32 Rees St, Queenstown 9300

T. 03 3668 181
E. admin@kamomash.co.nz
W. kamomash.co.nz

Design TS Date 1/03/2023
Drawn TS/JG Scale Not to Scale
Check TS

REF. NO. 5323 PAGE P 08
REVISION D

Winter Solstice

Date: 22nd June



PARKLANDS RESERVE

Community Park Tree Planting

ADDRESS
Queenspark Drive, Parklands,
Christchurch

CLIENT
Christchurch City Council

PARKLANDS RESERVE
Shade Study - Winter Solstice

6PM

Note:
Trees in the model are shown
at 5m, 10m, and 20m height

6PM



REV	DATE	BY	ISSUE
D	01.03.23	JG	PRELIMINARY
C	16.01.23	JG	PRELIMINARY
B	29.11.22	JG	PRELIMINARY
A	23.11.22	TS	PRELIMINARY



Te Urūi Building, 48 Hereford St, PO Box 2833, Christchurch 8140
Mountaineer Building, 32 Rees St, Queenstown 9300

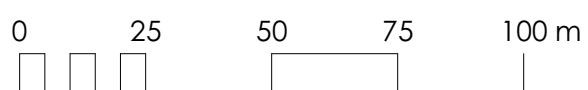
T. 03 3668 181
E. admin@kamommarsh.co.nz
W. kamommarsh.co.nz

Design TS Date 1/03/2023
Drawn TS/JG Scale Not to Scale
Check TS

REF. NO. 5323 PAGE P 09
REVISION D

PARKLANDS PARK		
Park Canopy Cover Summary		
Existing number of trees		158
Existing canopy cover	approx.	16%
Proposed number of new trees		265
Proposed net canopy cover (existing vegetation and proposed)	approx.	36%

ID	Qty	Botanical Name	Common Name
TREE HEIGHT 5-10M			
Ba.i.	3	Banksia integrifolia	Coast Banksia
Ce.c.FP.	10	Cercis canadensis 'Forest Pansy'	American Redbud
Co. f.	10	Cornus florida	Dogwood
Co.ro.	19	Coprosma robusta	Karamu
Gr.lu.	10	Griselinia lucida	Puka/Broadleaf
Ho.l.	12	Hoheria lyallii	Mountain Lacebark
Le.s.	6	Leptospermum scoparium	Tea Tree/Manuka
My.a.	7	Myrsine australis	Red Matipo
My.l.	5	Myoporum laetum	Ngaio
Ol.p.	15	Olearia paniculata	Akiraho
Pi.t.	31	Pittosporum tenuifolium	Kohuhu
Pr.K.	12	Prunus 'Kanzan'	Pink Flowering Cherry
Pr.y.	16	Prunus yedoensis	Flowering Cherry
Sc.m.	7	Schinus molle	Pepper tree
So.mi.	18	Sorbus microphylla	Small Leaf Rowan
TREE HEIGHT 11-15M			
Al.j.	3	Albizia julibrissin	Silk Tree
Ca.be.	4	Carpinus betulus	European Hornbeam
Cu.a.G.	2	Cupressus arizonica var. glabra	Smooth Arizona Cypress
Do.v.P.	12	Dodonaea viscosa 'Purpurea'	Purple Akeake
Pl.r.	13	Plagianthus regius	Ribbonwood / Manatu
Qu.i.	4	Quercus ilex	Holm/Holly Oak
Ti.c.	2	Tilia cordata	Small-leaved/Linden Lime
Ul.p.	7	Ulmus parvifolia	Chinese Elm
TREE HEIGHT 16-20M			
Co.a.	4	Cordyline australis	Cabbage tree / Ti Kouka
Ho.a.	11	Hoheria angustifolia	Narrow leafed lacebark / Houhere
Pi.eu.	10	Pittosporum eugeniioides	Lemonwood / Tarata
Ro.p.	4	Robinia pseudoacacia	Black Locust
So.m.	6	Sophora microphylla	Kowhai
TREE HEIGHT 20M+			
Li.st.	1	Liquidambar styraciflua	Sweet Gum
Po.t.	1	Podocarpus totara	Totara



PARKLANDS RESERVE

Community Park Tree Planting

ADDRESS
Queenspark Drive, Parklands, Christchurch

CLIENT
Christchurch City Council

PARKLANDS RESERVE
Indicative Tree Planting Plan

- LEGEND**
- Existing Tree/Vegetation
 - Sports field/ Court
 - Existing Services
 - Stormwater
 - Water supply
 - Wastewater
 - Light

- Potential Tree Planting Areas
- 5m - 10m Trees Height Zone
 - 10m - 20m Trees Height Zone
 - 20m+ Trees Height Zone
 - Proposed trees

Note:
Contractor to confirm service and irrigation locations using on site service locators prior to commencing work.

REV	DATE	BY	ISSUE
D	01.03.23	JG	PRELIMINARY
D	21.02.23	JG	PLANTING PLAN
C	16.01.23	JG	PRELIMINARY
B	29.11.22	JG	PRELIMINARY
A	23.11.22	TS	PRELIMINARY

Kamo Marsh

Te Uruli Building, 48 Hereford St, PO Box 2833, Christchurch 8140
Mountaineer Building, 32 Rees St, Queenstown 9300

T. 03 3668 181
E. admin@kamommarsh.co.nz
W. kamommarsh.co.nz

Design TS Date 1/03/2023
Drawn TS/JG Scale 1:1500 @ A3
Check TS

REF. NO. 5323 PAGE P 10 REVISION D



PARKLANDS RESERVE

Community Park Tree Planting

ADDRESS
Queenspark Drive, Parklands, Christchurch

CLIENT
Christchurch City Council

PARKLANDS RESERVE Tree Planting Guidelines

LEGEND

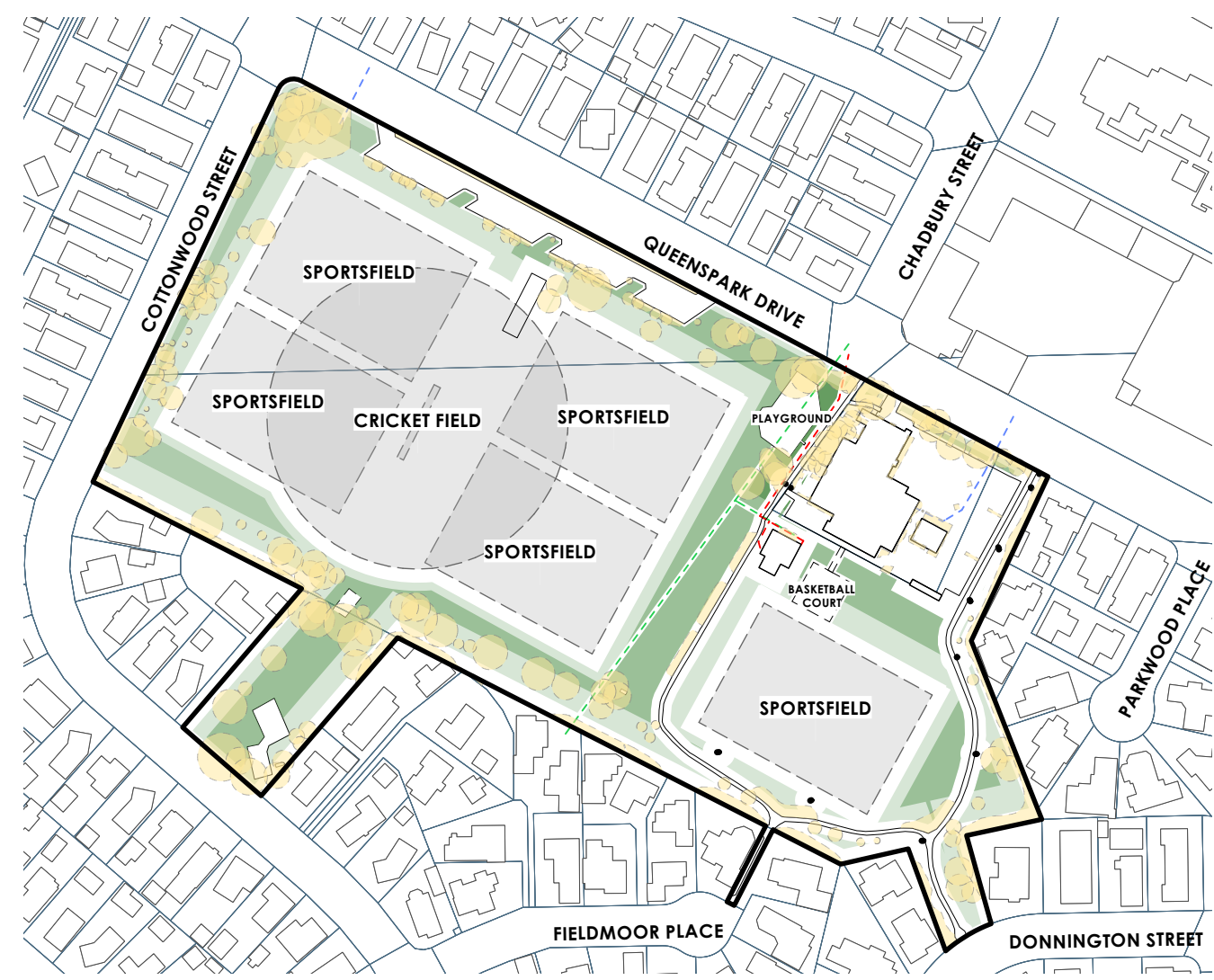
- Existing Tree/ Vegetation
- Sports field/ Court

Existing Services

- Stormwater
- Water supply
- Wastewater
- Light

Potential Tree Planting Areas

- 5m - 10m Trees Height Zone
- 10m - 20m Trees Height Zone
- 20m+ Trees Height Zone



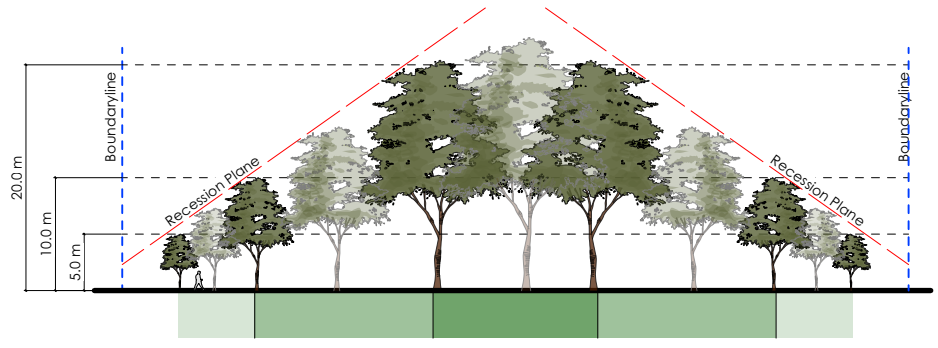
Guideline Summary

- Tree planting to Special Character Parks will continue the established theme.
- Trees will be positioned appropriately to allow for debris management.
- Tree species shall be well suited to the local conditions.
- Planting along waterways will be predominantly native species.
- CCC will aim for 40-60% of new tree plantings as natives.

Tree Setbacks & Spacings

- No tree shall intrude through the recession plane.
- No tree shall be planted closer than 3.0m from a pathways.
- No tree shall be planted closer than 5.0m from a sports field and no tree canopy drip lines shall extend above a sports field.
- Tree spacings shall be a minimum of 5.0m apart to allow for easy lawn mowing.
- Min. 2m offset for low voltage power
- Min. 3m offset for 11kv power
- Min. 5m offset for 33-66kv
- Min. 1m offset for all other services and hard paving not mentioned above.

Typical tree planting pattern



REV	DATE	BY	ISSUE
D	01.03.23	JG	PRELIMINARY
C	16.01.23	JG	PRELIMINARY
B	29.11.22	JG	PRELIMINARY
A	23.11.22	TS	PRELIMINARY



Te Uruli Building, 48 Hereford St, PO Box 2833, Christchurch 8140
Mountaineer Building, 32 Rees St, Queenstown 9300

T. 03 3668 181
E. admin@kamommarsh.co.nz
W. kamommarsh.co.nz

Design TS Date 1/03/2023
Drawn TS/JG Scale Not to Scale
Check TS

REF. NO. 5323 PAGE P 11 REVISION D