

PROJECT NAME

# LANCASTER PARK

ADDRESS

30 Stevens Street, Waltham, Christchurch

CLIENT

Christchurch City Council

## COMMUNITY PARK TREE PLANTING STUDY

Issued date

14/12/2022



SHEET NO.	SHEET TITLE	SHEET SUBTITLE
00	Lancaster Park	Community Park Tree Planting Study
01	Lancaster Park	Tree Planting Zones
02	Lancaster Park	Sports Field Cross Sections
03-1 - 03-6	Lancaster Park - Existing	Shade Study - Summer Soulstice
04-1 - 04-6	Lancaster Park - Existing	Shade Study - Winter Soulstice
05-1 - 05-6	Lancaster Park - Proposed	Shade Study - Summer Soulstice
06-1 - 06-6	Lancaster Park - Proposed	Shade Study - Winter Soulstice
07	Lancaster Park - Summary	Tree Planting Plan



PREPARED BY

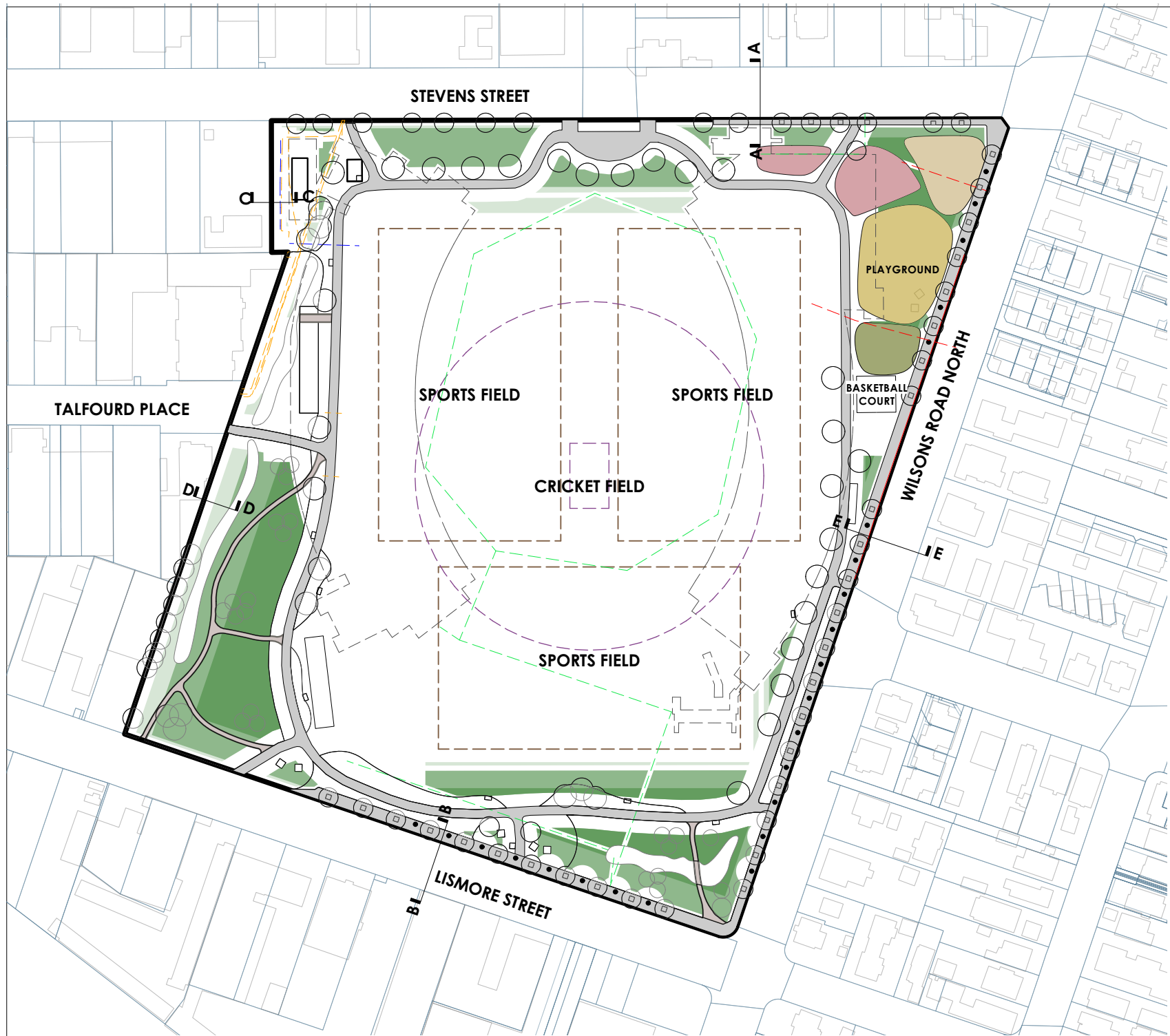


Te Uruti Building, 48 Hereford St, PO Box 2833, Christchurch 8140  
Mountaineer Building, 32 Rees St, Queenstown 9300

T. 03 366 8181 E. admin@kamommarsh.co.nz W. kamommarsh.co.nz

REFERENCE NO.

5336

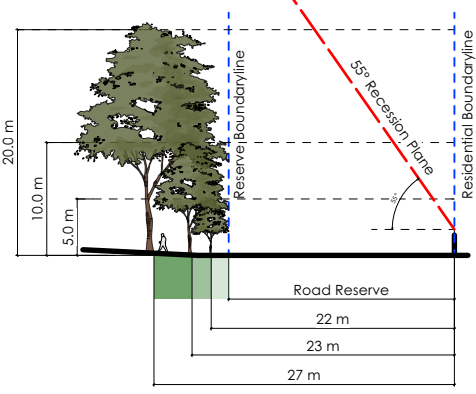


**LANCASTER PARK**  
**Community Park Tree Planting**  
 ADDRESS  
 30 Stevens Street, Waltham,  
 Christchurch  
 CLIENT  
 Christchurch City Council  
**Lancaster Park**  
 Tree Planting Zones

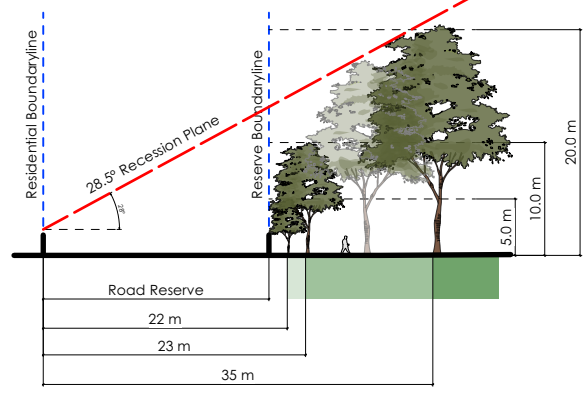
**LEGEND**

- 5m - 10m  
Trees Height Zone
  - 10m - 20m  
Trees Height Zone
  - 20m+  
Trees Height Zone
  - Existing Tree/  
Vegetation
  - Winter sports field
  - Summer sports field
  - Existing concrete  
foundation
- Existing Services
- Stormwater
  - Wastewater
  - Water Supply/  
Irrigation
  - Power
  - Light

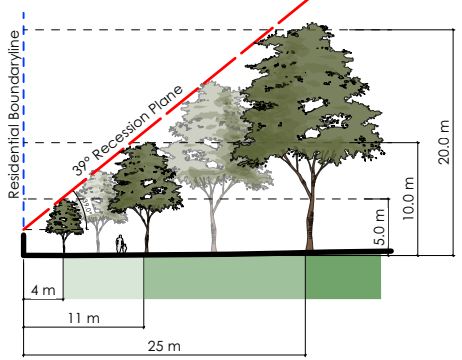
**TYPICAL BOUNDARY RECESSON PLANE CROSS SECTIONS**



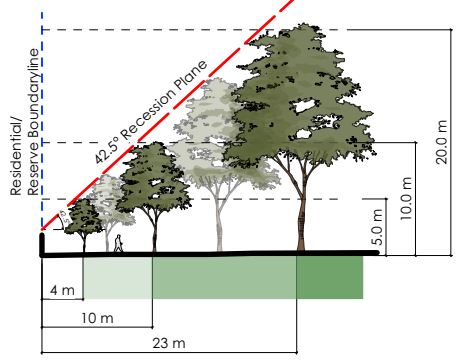
**Northern Boundary Cross  
Section A-A**



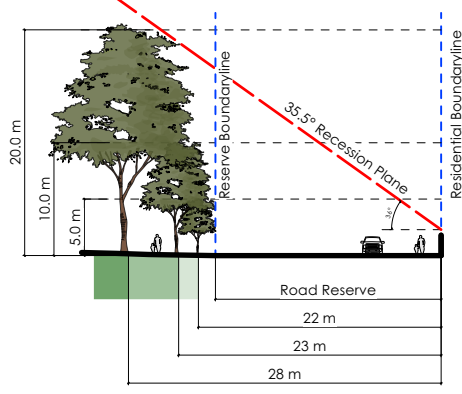
**South Western Boundary  
Cross Section B-B**



**Western Boundary Cross  
Section C-C**



**North Western Boundary  
Cross Section D-D**



**South Eastern Boundary  
Cross Section E-E**

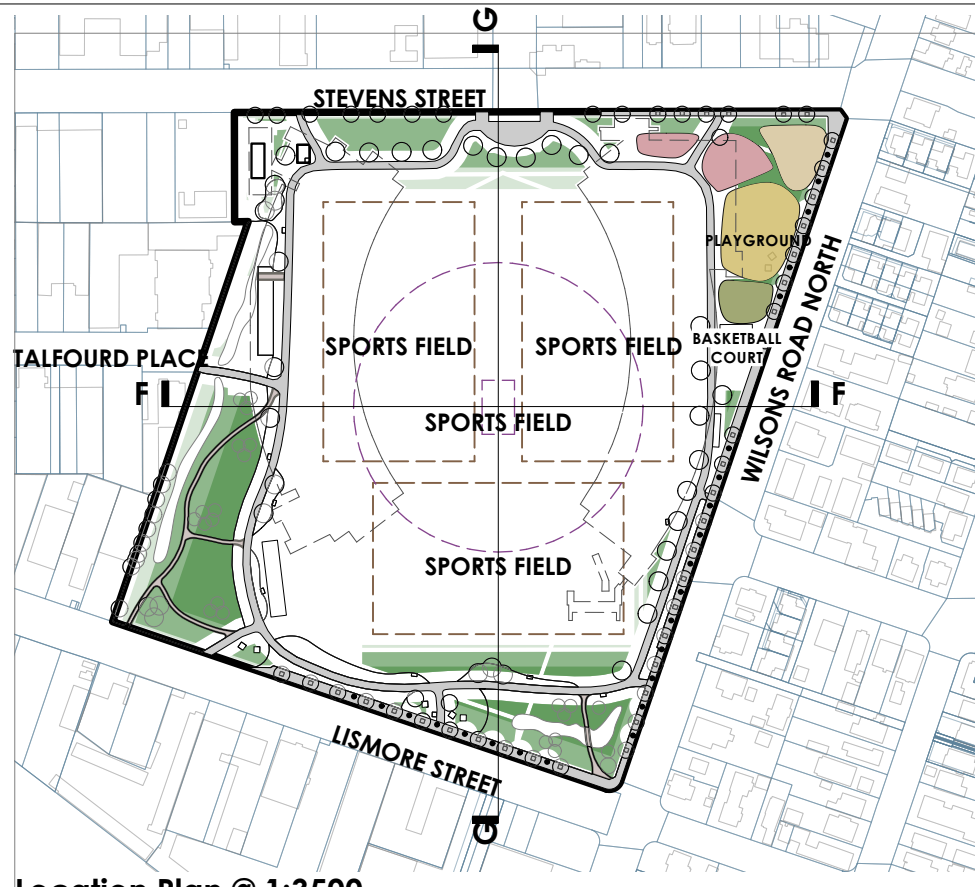
REV	DATE	BY	ISSUE
1	14.12.22	JG	PRELIMINARY
0	12.12.22	JG	PRELIMINARY

**Kamo Marsh**  
 Te Ururi Building, 48 Hereford St, PO Box 2833, Christchurch 8140  
 Mountaineer Building, 32 Rees St, Queenstown 9300  
 T: 03 3668 181  
 E: admin@kamomash.co.nz  
 W: kamomash.co.nz

Design TS  
 Drawn TS/JG  
 Check TS

Date 14/12/2022  
 Scale 1:2000@A3

REF. NO. 5336  
 PAGE 01  
 REVISION 1



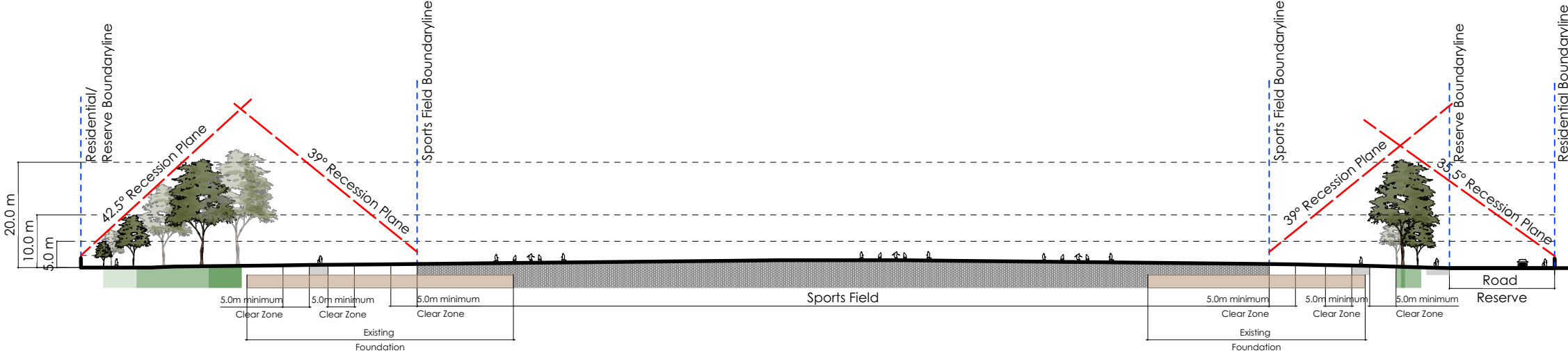
Location Plan @ 1:3500



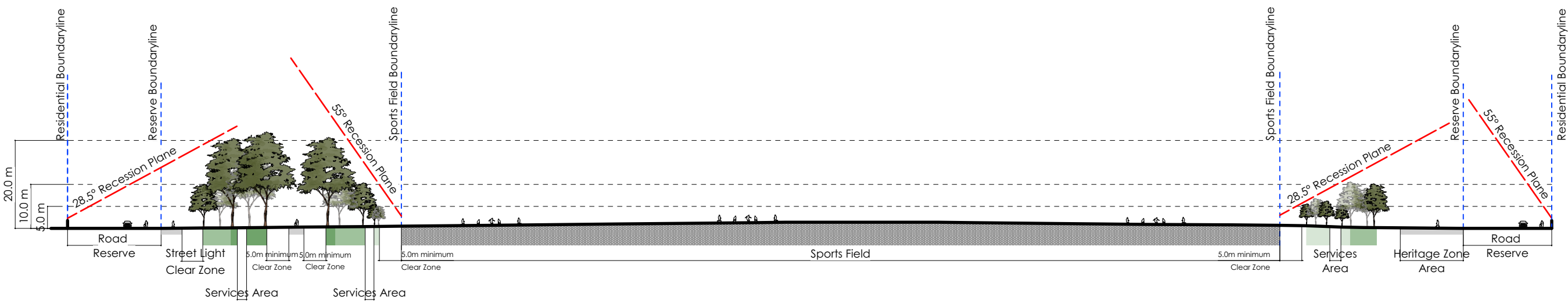
**LANCASTER PARK**  
 Community Park Tree Planting  
 ADDRESS  
 30 Stevens Street, Waltham,  
 Christchurch  
 CLIENT  
 Christchurch City Council  
**Lancaster Park**  
 Sports Field Cross Sections

- LEGEND**
- 5m - 10m Trees Height Zone
  - 10m - 20m Trees Height Zone
  - 20m+ Trees Height Zone
  - Existing Tree/Vegetation
  - Winter sports field
  - Summer sports field
  - Existing concrete foundation

- Existing Services**
- Stormwater
  - Wastewater
  - Water Supply/Irrigation
  - Power
  - Light



Sports Field Cross Section F-F



Sports Field Cross Section G-G

REV	DATE	BY	ISSUE
1	14.12.22	JG	PRELIMINARY
0	12.12.22	JG	PRELIMINARY

**Kamo Marsh**  
 Te Urui Building, 48 Hereford St, PO Box 2833, Christchurch 8140  
 Mountaineer Building, 32 Rees St, Queenstown 9300  
 T: 03 3668 181  
 E: admin@kamommarsh.co.nz  
 W: kamommarsh.co.nz

**Design** TS  
**Drawn** TS/JG  
**Check** TS  
**Date** 14/12/2022  
**Scale** Not to scale

**REF. NO.** 5336  
**PAGE** 02  
**REVISION** 1



# Summer Solstice - Existing

Date: 22<sup>nd</sup> December

10AM



## LANCASTER PARK Community Park Tree Planting

ADDRESS  
30 Stevens Street, Waltham,  
Christchurch

CLIENT  
Christchurch City Council

**Lancaster Park - Summer 10am**  
Shade Study - Summer Solstice

### Existing

Note:  
Trees in the model are shown  
at 5m, 10m height

REV	DATE	BY	ISSUE
1	14.12.22	JG	PRELIMINARY
0	12.12.22	JG	PRELIMINARY



Te Uruli Building, 48 Hereford St, PO Box 2833, Christchurch 8140  
Mountaineer Building, 32 Rees St, Queenstown 9300

T. 03 3668 181  
E. admin@kamomash.co.nz  
W. kamomash.co.nz

Design TS  
Drawn TS/JG  
Check TS

Date 14/12/2022  
Scale Not to Scale

REF. NO. 5336  
PAGE REVISION 03-2  
1



# Summer Solstice - Existing

Date: 22<sup>nd</sup> December

4PM



## LANCASTER PARK Community Park Tree Planting

ADDRESS  
30 Stevens Street, Waltham,  
Christchurch

CLIENT  
Christchurch City Council

**Lancaster Park - Summer 4pm**  
Shade Study - Summer Solstice

### Existing

Note:  
Trees in the model are shown  
at 5m, 10m height

REV	DATE	BY	ISSUE
1	14.12.22	JG	PRELIMINARY
0	12.12.22	JG	PRELIMINARY



Te Uruli Building, 48 Hereford St, PO Box 2833, Christchurch 8140  
Mountaineer Building, 32 Rees St, Queenstown 9300

T. 03 3668 181  
E. admin@kamommarsh.co.nz  
W. kamommarsh.co.nz

Design TS  
Drawn TS/JG  
Check TS

Date 14/12/2022  
Scale Not to Scale

REF. NO. 5336  
PAGE REVISION 03-5  
1



# Winter Solstice Existing

Date: 22<sup>nd</sup> June

10AM



## LANCASTER PARK Community Park Tree Planting

ADDRESS  
30 Stevens Street, Waltham,  
Christchurch

CLIENT  
Christchurch City Council

**Lancaster Park - Winter 10am**  
Shade Study - Winter Solstice

### Existing

Note:  
Trees in the model are shown  
at 5m, 10m height

REV	DATE	BY	ISSUE
1	14.12.22	JG	PRELIMINARY
0	12.12.22	JG	PRELIMINARY



Tu Uruli Building, 48 Hereford St, PO Box 2833, Christchurch 8140  
Mountaineer Building, 32 Rees St, Queenstown 9300

T. 03 3668 181  
E. admin@kamommarsh.co.nz  
W. kamommarsh.co.nz

Design TS  
Drawn TS/JG  
Check TS

Date 14/12/2022  
Scale Not to Scale

REF. NO. 5336  
PAGE REVISION 04-2  
1



# Winter Solstice Existing

Date: 22<sup>nd</sup> June

4PM



## LANCASTER PARK Community Park Tree Planting

ADDRESS  
30 Stevens Street, Waltham,  
Christchurch

CLIENT  
Christchurch City Council

**Lancaster Park - Winter 4pm**  
Shade Study - Winter Solstice

### Existing

Note:  
Trees in the model are shown  
at 5m, 10m height

REV	DATE	BY	ISSUE
1	14.12.22	JG	PRELIMINARY
0	12.12.22	JG	PRELIMINARY



Tel: 03 3668 181  
E: admin@kamommarsh.co.nz  
W: kamommarsh.co.nz

Design TS  
Drawn TS/JG  
Check TS

Date 14/12/2022  
Scale Not to Scale

REF. NO. 5336  
PAGE REVISION 04-5  
1



# Summer Solstice - Proposed

Date: 22<sup>nd</sup> December

10AM



## LANCASTER PARK Community Park Tree Planting

ADDRESS  
30 Stevens Street, Waltham,  
Christchurch

CLIENT  
Christchurch City Council

**Lancaster Park - Summer 10am**  
Shade Study - Summer Solstice

### Proposed

Note:  
Trees in the model are shown  
at 5m, 10m height

REV	DATE	BY	ISSUE
1	14.12.22	JG	PRELIMINARY
0	12.12.22	JG	PRELIMINARY



Te Uruli Building, 48 Hereford St, PO Box 2833, Christchurch 8140  
Mountaineer Building, 32 Rees St, Queenstown 9300

T. 03 3668 181  
E. admin@kamommarsh.co.nz  
W. kamommarsh.co.nz

Design TS  
Drawn TS/JG  
Check TS

Date 14/12/2022  
Scale Not to Scale

REF. NO. 5336  
PAGE REVISION 05-2  
1



# Summer Solstice - Proposed

Date: 22<sup>nd</sup> December

4PM



## LANCASTER PARK Community Park Tree Planting

ADDRESS  
30 Stevens Street, Waltham,  
Christchurch

CLIENT  
Christchurch City Council

**Lancaster Park - Summer 4pm**  
Shade Study - Summer Solstice

### Proposed

Note:  
Trees in the model are shown  
at 5m, 10m height

REV	DATE	BY	ISSUE
1	14.12.22	JG	PRELIMINARY
0	12.12.22	JG	PRELIMINARY



Te Uruli Building, 48 Hereford St, PO Box 2833, Christchurch 8140  
Mountaineer Building, 32 Rees St, Queenstown 9300

T. 03 3668 181  
E. admin@kamommarsh.co.nz  
W. kamommarsh.co.nz

Design TS  
Drawn TS/JG  
Check TS

Date 14/12/2022  
Scale Not to Scale

REF. NO. 5336  
PAGE REVISION 05-5  
1



# Winter Solstice - Proposed

Date: 22<sup>nd</sup> June

10AM



## LANCASTER PARK Community Park Tree Planting

ADDRESS  
30 Stevens Street, Waltham,  
Christchurch

CLIENT  
Christchurch City Council

**Lancaster Park - Winter 10am**  
Shade Study - Winter Solstice

### Proposed

Note:  
Trees in the model are shown  
at 5m, 10m height

REV	DATE	BY	ISSUE
1	14.12.22	JG	PRELIMINARY
0	12.12.22	JG	PRELIMINARY



Tel: Uruli Building, 48 Hereford St, PO Box 2833, Christchurch 8140  
Mountaineer Building, 32 Rees St, Queenstown 9300

T. 03 3668 181  
E. admin@kamommarsh.co.nz  
W. kamommarsh.co.nz

Design TS  
Drawn TS/JG  
Check TS

Date 14/12/2022  
Scale Not to Scale

REF. NO. 5336  
PAGE REVISION 06-2  
1



# Winter Solstice - Proposed

Date: 22<sup>nd</sup> June

4PM



## LANCASTER PARK Community Park Tree Planting

ADDRESS  
30 Stevens Street, Waltham,  
Christchurch

CLIENT  
Christchurch City Council

**Lancaster Park - Winter 4pm**  
Shade Study - Winter Solstice

### Proposed

Note:  
Trees in the model are shown  
at 5m, 10m height

REV	DATE	BY	ISSUE
1	14.12.22	JG	PRELIMINARY
0	12.12.22	JG	PRELIMINARY



Tu Uruli Building, 48 Hereford St, PO Box 2833, Christchurch 8140  
Mountaineer Building, 32 Rees St, Queenstown 9300

T. 03 3668 181  
E. admin@kamommarsh.co.nz  
W. kamommarsh.co.nz

Design TS  
Drawn TS/JG  
Check TS

Date 14/12/2022  
Scale Not to Scale

REF. NO. 5336  
PAGE REVISION 06-5  
1





**LANCASTER PARK**  
Community Park Tree Planting

ADDRESS  
30 Stevens Street, Waltham,  
Christchurch

CLIENT  
Christchurch City Council

**Lancaster Park - Summary**  
Tree Planting Plan

**LEGEND**

- 5m - 10m  
Trees Height Zone
- 10m - 20m  
Trees Height Zone
- 20m+  
Trees Height Zone
- Existing Tree/  
Vegetation
- Winter sports field
- Summer sports field
- Existing concrete  
foundation



**Guideline Summary**

- Trees will be positioned appropriately to allow for debris management.
- Tree species shall be well suited to the local conditions.
- CCC will aim for 40-60% of new tree plantings as natives.

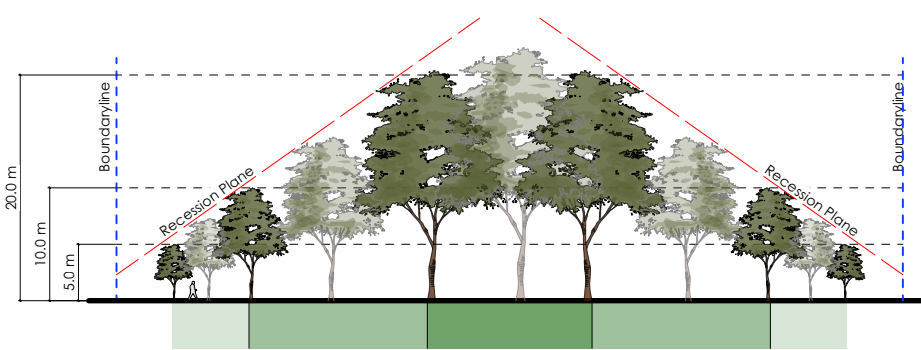
**Tree Setbacks & Spacings**

- No tree shall intrude through the recession plane.
- No tree shall be planted closer than 5.0m from a pathway.
- No tree shall be planted closer than 5.0m from a sports field and no tree canopy drip lines shall extend above a sports field.
- Tree spacings shall be a minimum of 5.0m apart to allow for easy lawn mowing.
- Min. 2m offset for low voltage power
- Min. 3m offset for 11kv power
- Min. 5m offset for 33-66kv
- Min. 1m offset for all other services and hard paving not mentioned above.

**Park Canopy Cover Summary**

- Existing number of trees (CCC proposed and existing): 119
- Existing canopy cover (CCC proposed and existing, incl. garden bed): approx. 19%
- Proposed number of new trees: 147
- Proposed net canopy cover(existing vegetation and proposed): approx. 31%
- Differential against 40% canopy cover target: approx. -9%

**Typical tree planting pattern**



PLANT SCHEDULE					
TREES	ID	Qty	Botanical Name	Common Name	Height/ Grade
20m+		22			25L
10-20m		53			25L
5-10m		72			25L

Refer to CCC's plan for tree species details

REV	DATE	BY	ISSUE
1	14.12.22	JG	PRELIMINARY
0	12.12.22	JG	PRELIMINARY

**Kamo Marsh**  
Te Uruli Building, 48 Hereford St, PO Box 2833, Christchurch 8140  
Mountaineer Building, 32 Rees St, Queenstown 9300  
T. 03 3668 181  
E. admin@kamommarsh.co.nz  
W. kamommarsh.co.nz

Design TS  
Drawn TS/JG  
Check TS  
Date 14/12/2022  
Scale 1:2000@A3

REF. NO. 5336  
PAGE 07  
REVISION 1