






ISSUE	DATE	STATUS
0	17/08/18	FOR COUNCIL
A	22/01/19	FOR COUNCIL


LEGEND

- ① Existing Pavilion and Changing Rooms
- ② Proposed Pavilion and Changing Rooms, refer to Architect's drawings
- ③ Existing Tennis Clubrooms
- ④ Existing Tennis Courts
- ⑤ Existing Bowls Lawn
- ⑥ Existing Synthetic Pitch to remain
- ⑦ Location for proposed artificial turf cricket practice nets (37 x 14m x 3.5m high - 4 pitches @ 3.5m wide with 23m long dividing nets). Practice nets to be constructed from chainlink fence (black) with overhead roof

 Existing Cricket Practice Nets to be removed

 Existing Cricket Blocks/Boundaries to be removed

 Proposed No. 1 Block and Boundary

 Proposed No.2 and No.3 Blocks and Boundaries. **Note: The No.3 Block and Boundary is existing and will not change**

 Legal Boundary

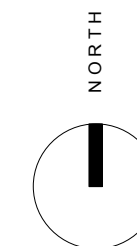
**rough & milne landscape architects**

Level 2, 69 Cambridge Terrace  
PO Box 3764, Christchurch 8140  
New Zealand  
Tel +64 3 366 3268  
Fax +64 3 377 8287  
info@roughandmilne.co.nz

**PROPOSED CRICKET PRACTICE NETS  
LOCATION PLAN  
ELMWOOD PARK, HEATON STREET  
CHRISTCHURCH**

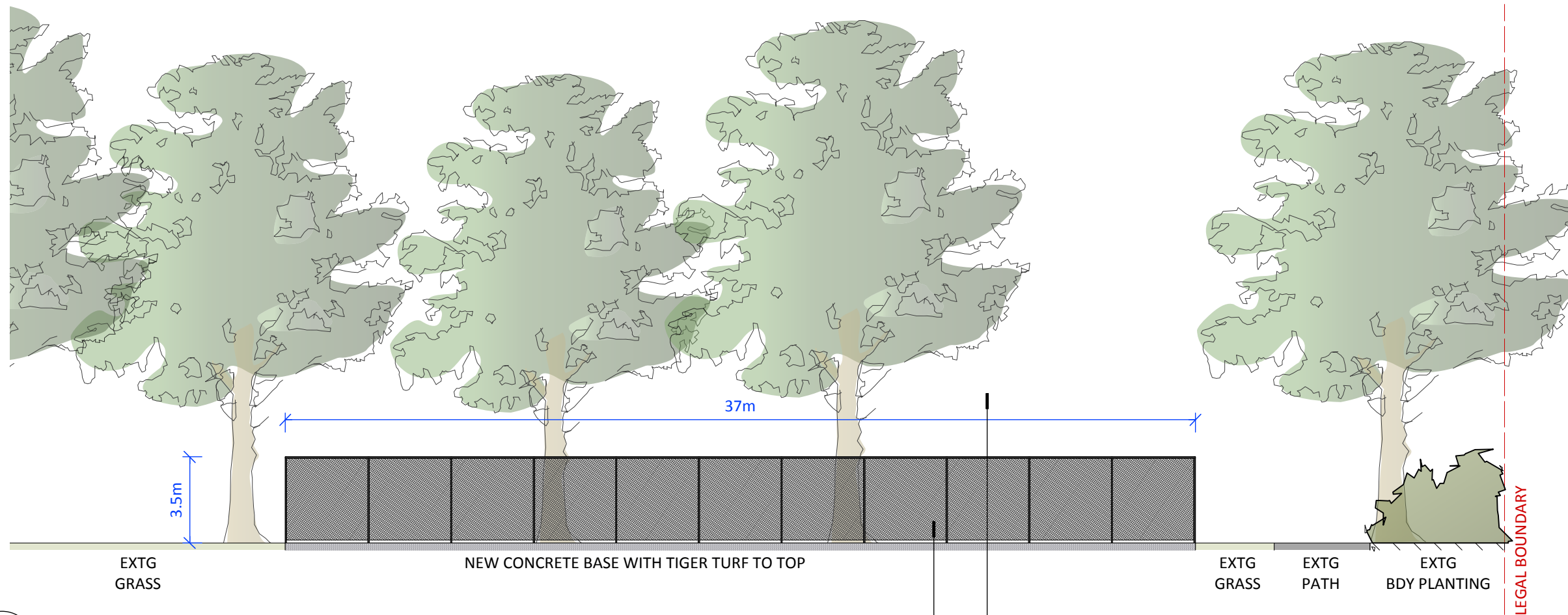
JOB No.	18103
SCALE	1:1000 @ A3
DATE	17/08/18
DESIGNED	BB
DRAWN	BB
CHECKED	BB
STATUS	FOR COUNCIL

DRAWING No.	REVISION
L 1.0	A
SERIES	
1 of 2	





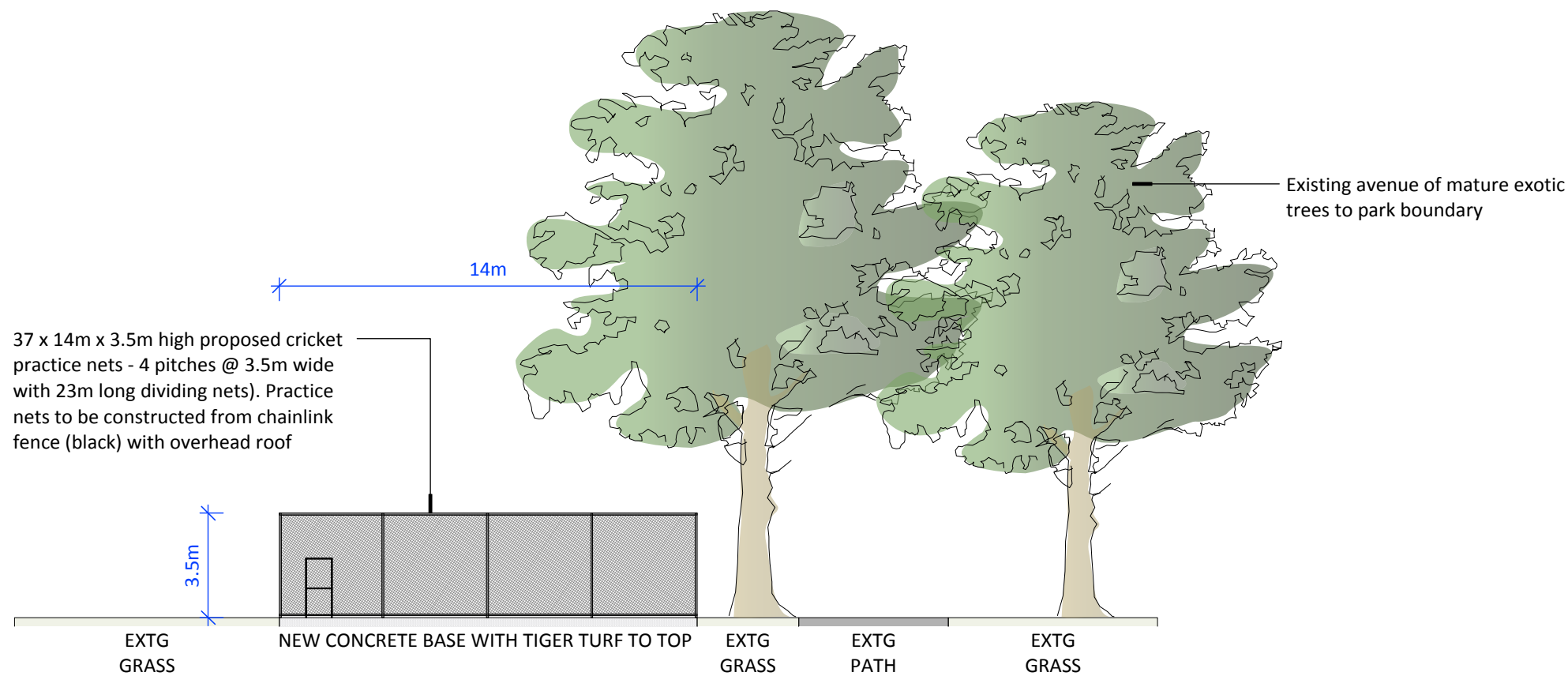
ISSUE	DATE	STATUS
0	17/08/18	FOR COUNCIL
A	22/01/19	FOR COUNCIL



1 Cricket Practice Blocks - North East Elevation  
Scale: 1:200

37 x 14m x 3.5m high proposed cricket practice nets - 4 pitches @ 3.5m wide with 23m long dividing nets). Practice nets to be constructed from chainlink fence (black) with overhead roof

Existing avenue of mature exotic trees to park boundary



2 Cricket Practice Blocks - North West Elevation  
Scale: 1:200

37 x 14m x 3.5m high proposed cricket practice nets - 4 pitches @ 3.5m wide with 23m long dividing nets). Practice nets to be constructed from chainlink fence (black) with overhead roof

Existing avenue of mature exotic trees to park boundary

**rough & milne landscape architects**  
 Level 2, 69 Cambridge Terrace  
 PO Box 3764, Christchurch 8140  
 New Zealand  
 Tel +64 3 366 3268  
 Fax +64 3 377 8287  
 info@roughandmilne.co.nz

**PROPOSED CRICKET PRACTICE NETS  
 ELEVATIONS  
 ELMWOOD PARK, HEATON STREET  
 CHRISTCHURCH**

JOB No. \_\_\_\_\_

SCALE 1:200 @ A3

DATE 17/08/18

DESIGNED BB

DRAWN BB

CHECKED BB

STATUS FOR COUNCIL

DRAWING No. \_\_\_\_\_ REVISION A

L 2.0  
 SERIES  
 2 of 2